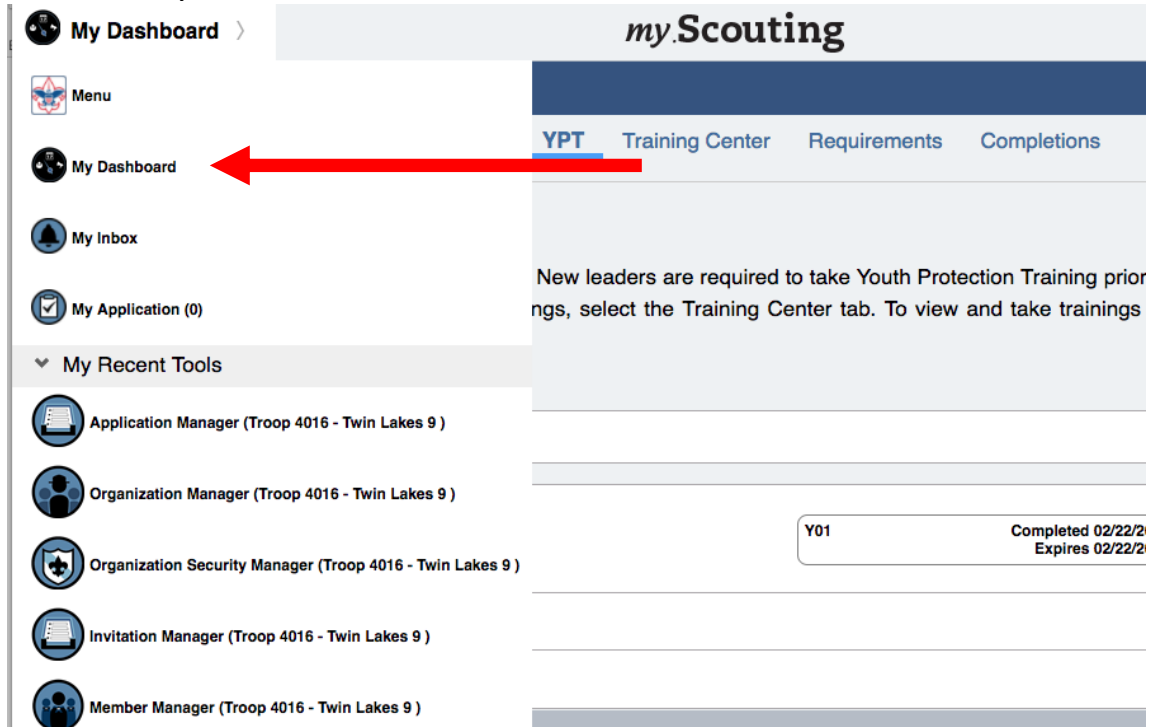


How to Access Weather Hazards Training online

Go to my.scouting.org

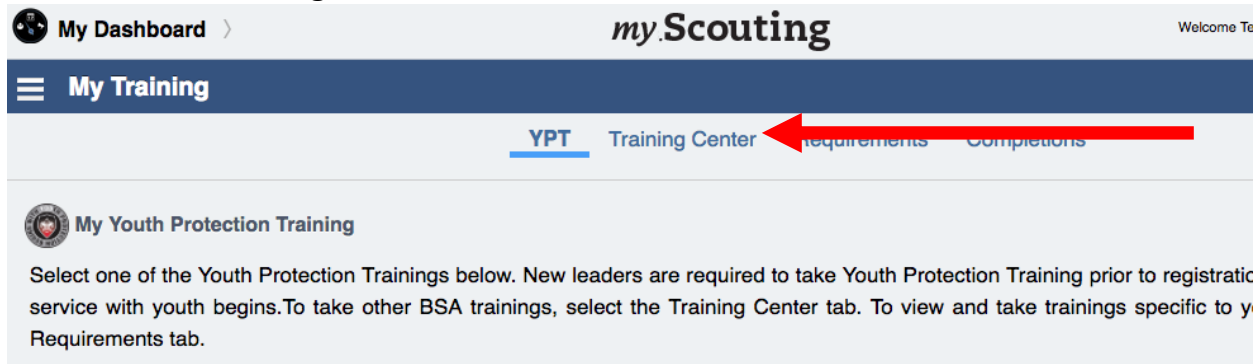
Either log-in to your account or create an account

Choose “My Dashboard”











The screenshot shows the my.Scouting interface. The top navigation bar includes 'my.Scouting' and tabs for 'YPT', 'Training Center', 'Requirements', and 'Completions'. The left sidebar contains a 'My Dashboard' menu item, which is highlighted with a red arrow. Below the sidebar, there is a 'My Recent Tools' section with links to 'Application Manager', 'Organization Manager', 'Organization Security Manager', 'Invitation Manager', and 'Member Manager'. A notification box on the right states: 'New leaders are required to take Youth Protection Training prior to registration, select the Training Center tab. To view and take trainings'.

Then select “Training Center”



The screenshot shows the my.Scouting 'My Training' page. The top navigation bar includes 'my.Scouting' and tabs for 'YPT', 'Training Center', 'Requirements', and 'Completions'. The 'Training Center' tab is highlighted with a red arrow. Below the navigation bar, there is a section titled 'My Youth Protection Training' with the following text: 'Select one of the Youth Protection Trainings below. New leaders are required to take Youth Protection Training prior to registration service with youth begins. To take other BSA trainings, select the Training Center tab. To view and take trainings specific to your requirements, select the Requirements tab.'

Scroll down and select “Expanded Learning”

 Boy Scouting and Varsity
 Venturing
 Sea Scouts
 Exploring Youth
 Exploring Adult
 Position Specific Training
 Expanded Learning 


Then select “Program Safety”

Scroll down to the course you would like to take and click Take Course.

Expanded Learning
Program Safety 
Baloo
Succession Planning
Journey to Excellence

(instructions continue below)

Scroll down and click on “Program Safety” to expand training information.



Program Safety

1 PLANS 1 ASSIGNED 1 INCOMPLETE 0 COMPLETE

NAME (A-Z) FILTERS (#)

Program Safety ←

TYPE	STATUS	APPROVA
Standard Learning Plan	Incomplete	

Select Hazardous Weather Training and “Launch Course”

Program Safety ← BACK

Program Safety

6 ITEMS 0% COMPLETED 0 ITEMS PAST DUE 0 ATTACHMENTS

SEQUENCE NUMBER FILTERS (#)

Program Safety > Program Safety ←

1	Hazardous Weather Training			
	DUE DATE N/A	STATUS Not Attempted	TYPE Course	LAUNCH COURSE

Be sure to print or save your certificate at the end of the session.